

# MARINA BEND

AT CLEAR CREEK

## MAP KEY





















### Clubhouse:

-  Mail Room
-  Business Center
-  Fitness Center

### Elevator

### Staircase

### Trash Chute



This plan is an artist's rendering for illustrative purposes only and may not be to scale. All dimensions and distances are approximate. Actual product and specifications may vary in dimension or detail. Please see a representative for details.